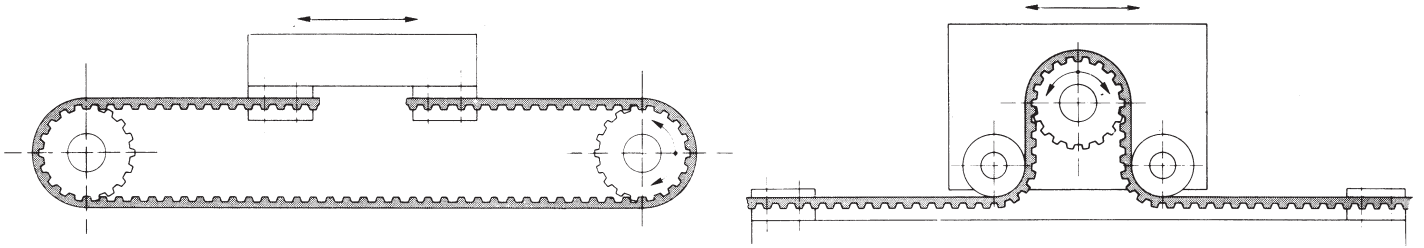


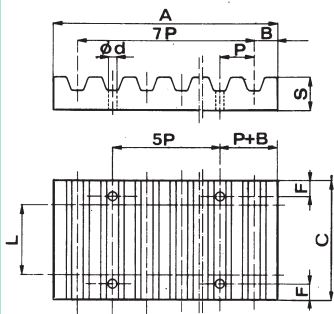
CLAMPING PLATES



Anchoring belts by using clamping plates enables the rotary motion of the pulleys to be translated into a linear motion of boards or other particularly suitable devices to clamp the belts lengthwise.

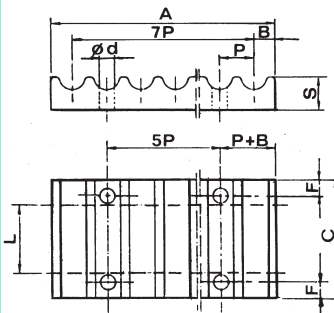
CLAMPING PLATES DESIGNED FOR POWERGRIP® POSITIVE BELTS

PITCH	F	d	B	A	S	L (belt width)				
						025	037	050	075	100
XL	6	5.5	3.5	42.5	8	25.5	28.5	C		
L	8	9.0	5.0	76.6	15			39	45	51.5
H	10	11.0	9.0	106.9	22			45	51	57.5



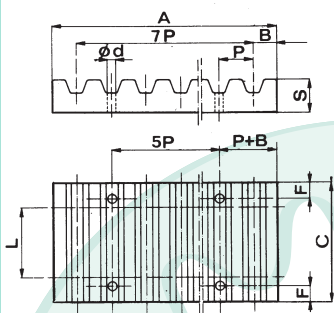
CLAMPING PLATES DESIGNED FOR POWERGRIP® HDT® METRIC BELTS

PITCH	F	d	B	A	S	L (belt width)										
						9	15	20	25	30	40	50	55	85	115	170
5M	6	5,5	3,2	41,5	8	28	34		44	C						
8M	8	9	5	66	15			45	55	75		110				
14M	10	11	9	116	22				71	86	116	146	201			



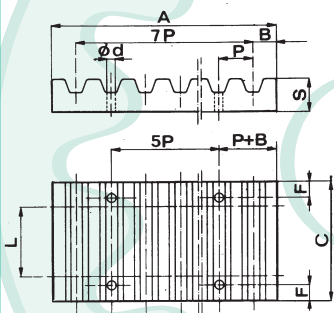
CLAMPING PLATES DESIGNED FOR "T" METRIC PITCH BELTS

PITCH	F	d	B	A	S	L (belt width)				
						10	16	25	32	50
T5	6	5.5	3.2	41.8	8	29	35	44		
T10	8	9	5	80	15		41	50	57	75



CT CLAMPING PLATES DESIGNED FOR "AT" METRIC PITCH BELTS

PITCH	F	d	B	A	S	L (belt width)				
						10	16	25	32	50
CT5	6	5.5	3.2	41.8	8	29	35	44		
CT10	8	9.0	5.0	80.0	15		41	50	57	75



MATERIAL: ALUMINIUM