

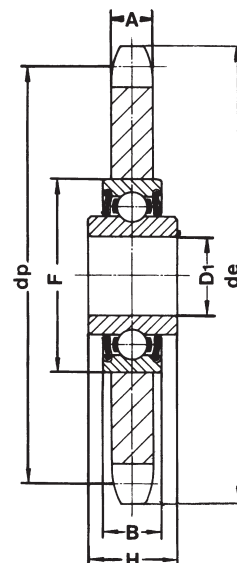
I D L E R S P R O C K E T S

Z

	Passo	d _e	dp	A	D1	F	B	H
23	8 x 3	62.15	58.75	2.8	16 ^{+0.26} / _{+0.13}	40	12	18.3
21	3/8" x 7/32"	68.00	63.90	5.3	16 ^{+0.26} / _{+0.13}	40	12	18.3
22	3/8" x 7/32"	71.00	66.93	5.3	16 ^{+0.26} / _{+0.13}	40	12	18.3
18	1/2" x 1/8"	78.90	73.14	3.0	16 ^{+0.26} / _{+0.13}	40	12	18.3
15	1/2" x 3/16"	66.80	61.09	4.5	16 ^{+0.26} / _{+0.13}	40	12	18.3
16	1/2" x 3/16"	70.90	65.10	4.5	16 ^{+0.26} / _{+0.13}	40	12	18.3
18	1/2" x 3/16"	78.90	73.13	4.5	16 ^{+0.26} / _{+0.13}	40	12	18.3
14	1/2" x 5/16"	61.80	57.07	7.2	16 ^{+0.26} / _{+0.13}	40	12	18.3
16	1/2" x 5/16"	69.50	65.10	7.2	16 ^{+0.26} / _{+0.13}	40	12	18.3
18	1/2" x 5/16"	77.80	73.14	7.2	16 ^{+0.26} / _{+0.13}	40	12	18.3
14	5/8" x 3/8"	78.00	71.34	9.1	16 ^{+0.26} / _{+0.13}	40	12	18.3
15	5/8" x 3/8"	83.00	76.36	9.1	16 ^{+0.26} / _{+0.13}	40	12	18.3
17	5/8" x 3/8"	93.00	86.39	9.1	16 ^{+0.26} / _{+0.13}	40	12	18.3
13	3/4" x 7/16"	87.50	79.59	11.1	16 ^{+0.26} / _{+0.13}	40	12	18.3
15	3/4" x 7/16"	99.80	91.63	11.1	16 ^{+0.26} / _{+0.13}	40	12	18.3
12	1" x 17.02	109.00	98.14	16.2	20 ^{+0.26} / _{+0.1}	47	14	17.7
13	1 1/4" x 3/4"	147.80	132.65	18.5	25 ^{+0.26} / _{+0.1}	52	15	21.0

Our chain tensioning sprockets are supplied complete with bearing, ready for assembly in special tension or transmission points. The accurate machining and stable assembly on a dual protective shield ball bearing ensure greater resistance to loads and wear. The central elongated ring of the bearing facilitates assembly on special machines of every type.

Idler Sprockets with ball bearing

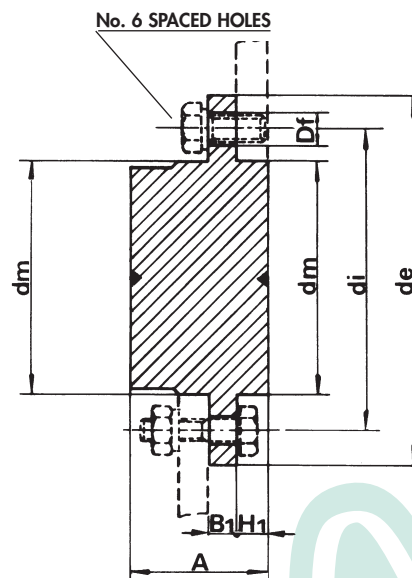


DISASSEMBLING HUBS FOR PLATEWHEELS

Nr.

	d _e	d _i	d _m ^{h9}	A	D _f	B ₁	H ₁
30	55	45	30	20.0	4.2	4	3.0
40	70	58	40	25.0	5.2	5	5.2
50	80	67	50	32.0	6.2	7	7.0
60	90	76	60	38.5	6.2	7	8.7
70	110	94	70	45.5	8.2	8	10.5
80	130	107	80	55.0	8.2	12	15.0
100	170	140	100	73.0	10.2	17	23.0
140	220	182	140	83.0	12.2	20	23.0
160	245	205	160	93.0	16.5	25	25.0

One sided hub for chain wheel



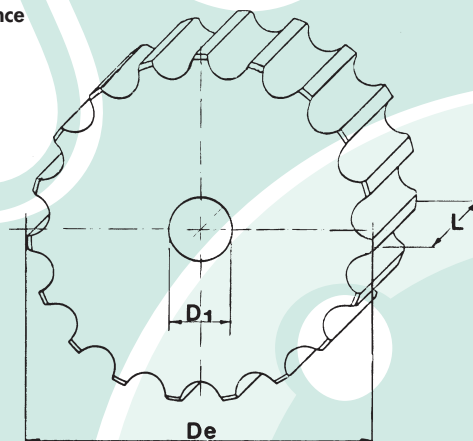
MATERIAL: FE 50

T A B L E T O P W H E E L S

Z

	d _e	D1	L
13	78.98	15	43.5
15	93.67	15	43.5
17	105.47	20	43.5
19	117.34	20	43.5
21	129.26	20	43.5
23	141.22	20	43.5
25	153.21	20	43.5
27	165.20	20	43.5
29	177.24	20	43.5
31	189.28	20	43.5

Tabletop wheels P.1" 1/2 in compliance with DIN 8153



MATERIAL: FE 50