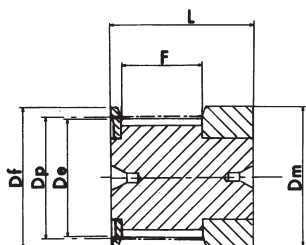
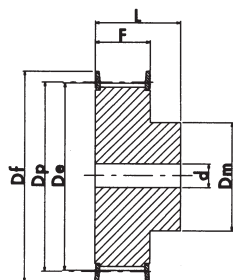


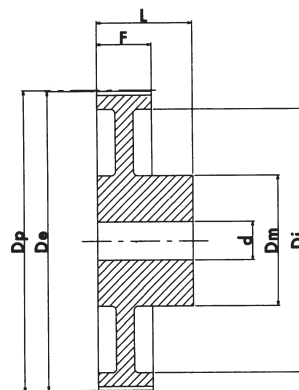
PILOT BORE " PHOSPHATED " POWERGRIP® GT® PULLEYS



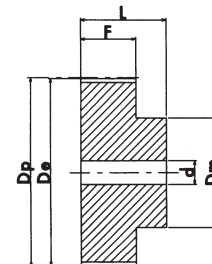
EXECUTION 0F



EXECUTION 1F



EXECUTION 3



EXECUTION 8

GT® 3MR 09

CHARACTERISTICS	TYPE	No. of TEETH	EXEC.	Dp PITCH LINE	De EXTERNAL	Df FLANGE	Dm HUB	F	L	d bore Ø	FLANGE No.	
STEEL	WITH FLANGE	*10-3MR-09	10	0F	9.55	8.79	13.0	13.0	10.2	17.5	-	501
		12-3MR-09	12	0F	11.46	10.70	15.0	15.0	10.2	17.5	-	502
		*14-3MR-09	14	0F	13.37	12.61	16.0	16.0	10.2	17.5	-	503
		15-3MR-09	15	0F	14.32	13.56	17.5	17.5	10.2	17.5	-	516
		*16-3MR-09	16	1F	15.28	14.52	17.5	10.0	12.8	20.6	4	504
		18-3MR-09	18	1F	17.19	16.43	20.0	11.0	12.8	20.6	6	505
		20-3MR-09	20	1F	19.10	18.34	23.0	13.0	12.8	20.6	6	517
		*21-3MR-09	21	1F	20.05	19.29	25.0	14.0	12.8	20.6	6	518
		22-3MR-09	22	1F	21.01	20.25	25.0	14.0	12.8	20.6	6	518
		*24-3MR-09	24	1F	22.92	22.16	25.0	14.0	12.8	20.6	6	518
		26-3MR-09	26	1F	24.83	24.07	28.0	16.0	12.8	20.6	6	508
		28-3MR-09	28	1F	26.74	25.98	32.0	18.0	12.8	20.6	6	509
	30-3MR-09	30	1F	28.65	27.89	32.0	20.0	12.8	20.6	6	509	
	32-3MR-09	32	1F	30.56	29.80	36.0	22.0	12.8	20.6	6	510	
	36-3MR-09	36	1F	34.38	33.62	39.0	26.0	13.4	22.2	6	519	
	40-3MR-09	40	1F	38.20	37.44	42.0	28.0	13.4	22.2	6	513	
	44-3MR-09	44	1F	42.02	41.26	48.0	33.0	13.4	22.2	6	520	
	WITHOUT FLANGE	48-3MR-09	48	8	45.84	45.08	-	33.0	13.4	22.2	8	-
		60-3MR-09	60	8	57.30	56.54	-	33.0	13.4	22.2	8	-
		72-3MR-09	72	8	68.75	67.99	-	33.0	13.4	22.2	8	-

* Toothings marked with an asterisk are produced on request

PILOT BORE " PHOSPHATED " POWERGRIP® GT® PULLEYS

GT® 3MR 15

CHARACTERISTICS	TYPE	No. of TEETH	EXEC.	Dp PITCH LINE	De EXTERNAL	Df FLANGE	Dm HUB	F	L	d bore Ø	FLANGE No.	
STEEL	WITH FLANGE	*10-3MR-15	10	OF	9.55	8.79	13.0	13.0	17.0	26.0	-	501
		12-3MR-15	12	OF	11.46	10.70	15.0	15.0	17.0	26.0	-	502
		*14-3MR-15	14	OF	13.37	12.61	16.0	16.0	17.0	26.0	-	503
		15-3MR-15	15	OF	14.32	13.56	17.5	17.5	17.0	26.0	-	516
		*16-3MR-15	16	1F	15.28	14.52	17.5	10.0	19.5	26.0	4	504
		18-3MR-15	18	1F	17.19	16.43	20.0	11.0	19.5	26.0	6	505
		20-3MR-15	20	1F	19.10	18.34	23.0	13.0	19.5	26.0	6	517
		*21-3MR-15	21	1F	20.05	19.29	25.0	14.0	19.5	26.0	6	518
		22-3MR-15	22	1F	21.01	20.25	25.0	14.0	19.5	26.0	6	518
		*24-3MR-15	24	1F	22.92	22.16	25.0	14.0	19.5	26.0	6	518
		26-3MR-15	26	1F	24.83	24.07	28.0	16.0	19.5	26.0	6	508
		28-3MR-15	28	1F	26.74	25.98	32.0	18.0	19.5	26.0	6	509
		30-3MR-15	30	1F	28.65	27.89	32.0	20.0	19.5	26.0	6	509
		32-3MR-15	32	1F	30.56	29.80	36.0	22.0	19.5	26.0	6	510
	36-3MR-15	36	1F	34.38	33.62	39.0	26.0	20.0	30.0	6	519	
	40-3MR-15	40	1F	38.20	37.44	42.0	28.0	20.0	30.0	6	513	
	44-3MR-15	44	1F	42.02	41.26	48.0	33.0	20.0	30.0	6	520	
	WITHOUT FLANGE	48-3MR-15	48	8	45.84	45.08	-	33.0	20.0	30.0	8	-
		60-3MR-15	60	8	57.30	56.54	-	33.0	20.0	30.0	8	-
		72-3MR-15	72	8	68.75	67.99	-	33.0	20.0	30.0	8	-

GT® 5MR 09

CHARACTERISTICS	TYPE	No. of TEETH	EXEC.	Dp PITCH LINE	De EXTERNAL	Df FLANGE	Dm HUB	Di	F	L	d bore Ø	FLANGE No.	
STEEL	WITH FLANGE	12-5MR-09	12	1F	19.10	17.96	23.0	13.0	-	14.5	20.0	-	14
		*14-5MR-09	14	1F	22.28	21.14	25.0	14.0	-	14.5	20.0	6	2
		15-5MR-09	15	1F	23.87	22.73	28.0	16.0	-	14.5	20.0	6	4
		16-5MR-09	16	1F	25.46	24.32	28.0	16.5	-	14.5	20.0	6	4
		18-5MR-09	18	1F	28.65	27.51	32.0	20.0	-	14.5	20.0	6	6
		20-5MR-09	20	1F	31.83	30.69	36.0	23.0	-	14.5	22.5	6	8
		*21-5MR-09	21	1F	33.42	32.28	38.0	24.0	-	14.5	22.5	6	9
		22-5MR-09	22	1F	35.01	33.87	39.0	25.5	-	14.5	22.5	6	15
		24-5MR-09	24	1F	38.20	37.06	42.0	27.0	-	14.5	22.5	6	13
		26-5MR-09	26	1F	41.38	40.24	44.0	30.0	-	14.5	22.5	6	12
		28-5MR-09	28	1F	44.56	43.42	48.0	30.5	-	14.5	22.5	6	11
		30-5MR-09	30	1F	47.75	46.60	51.0	35.0	-	14.5	22.5	6	16
		32-5MR-09	32	1F	50.93	49.79	54.0	38.0	-	14.5	22.5	8	18
		36-5MR-09	36	1F	57.30	56.16	60.0	38.0	-	14.5	22.5	8	21
	40-5MR-09	40	1F	63.66	62.52	71.0	38.0	-	14.5	22.5	8	25	
	WITHOUT FLANGE	44-5MR-09	44	3	70.03	68.89	-	38.0	54	14.5	25.5	8	-
		48-5MR-09	48	3	76.39	75.25	-	45.0	61	14.5	25.5	8	-
		60-5MR-09	60	3	95.49	94.35	-	45.0	80	14.5	25.5	8	-
		72-5MR-09	72	3	114.59	113.45	-	45.0	100	14.5	25.5	8	-

* Toothings marked with an asterisk are produced on request

PILOT BORE " PHOSPHATED " POWERGRIP® GT® PULLEYS

GT® 5MR 15

CHARACTERISTICS	TYPE	No. of TEETH	EXEC.	Dp PITCH LINE	De EXTERNAL	Df FLANGE	Dm HUB	Di	F	L	d bore Ø	FLANGE No.	
STEEL	WITH FLANGE	12-5MR-15	12	1F	19.10	17.96	23.0	13.0	-	20.5	26.0	-	14
		*14-5MR-15	14	1F	22.28	21.14	25.0	14.0	-	20.5	26.0	6	2
		15-5MR-15	15	1F	23.87	22.73	28.0	16.0	-	20.5	26.0	6	4
		16-5MR-15	16	1F	25.46	24.32	28.0	16.5	-	20.5	26.0	6	4
		8-5MR-15	18	1F	28.65	27.51	32.0	20.0	-	20.5	26.0	6	6
		20-5MR-15	20	1F	31.83	30.69	36.0	23.0	-	20.5	26.0	6	8
		*21-5MR-15	21	1F	33.42	32.28	38.0	24.0	-	20.5	26.0	6	9
		22-5MR-15	22	1F	35.01	33.87	39.0	25.5	-	20.5	26.0	6	15
		24-5MR-15	24	1F	38.20	37.06	42.0	27.0	-	20.5	28.0	6	13
		26-5MR-15	26	1F	41.38	40.24	44.0	30.0	-	20.5	28.0	6	12
	28-5MR-15	28	1F	44.56	43.42	48.0	30.5	-	20.5	28.0	6	11	
	30-5MR-15	30	1F	47.75	46.60	51.0	35.0	-	20.5	28.0	6	16	
	32-5MR-15	32	1F	50.93	49.79	54.0	38.0	-	20.5	28.0	8	18	
	36-5MR-15	36	1F	57.30	56.16	60.0	38.0	-	20.5	28.0	8	21	
	40-5MR-15	40	1F	63.66	62.52	71.0	38.0	-	20.5	28.0	8	25	
	WITHOUT FLANGE	44-5MR-15	44	3	70.03	68.89	-	38.0	54	20.5	30.0	8	-
		48-5MR-15	48	3	76.39	75.25	-	38.0	61	20.5	30.0	8	-
		60-5MR-15	60	3	95.49	94.35	-	50.0	80	20.5	30.0	8	-
		72-5MR-15	72	3	114.59	113.45	-	50.0	100	20.5	30.0	8	-

GT® 5MR 25

CHARACTERISTICS	TYPE	No. of TEETH	EXEC.	Dp PITCH LINE	De EXTERNAL	Df FLANGE	Dm HUB	Di	F	L	d bore Ø	FLANGE No.	
STEEL	WITH FLANGE	*12-5MR-25	12	1F	19.10	17.96	23.0	13.0	-	30.5	36.0	-	14
		*14-5MR-25	14	1F	22.28	21.14	25.0	14.0	-	30.5	36.0	-	2
		*15-5MR-25	15	1F	23.87	22.73	28.0	16.0	-	30.5	36.0	-	4
		*16-5MR-25	16	1F	25.46	24.32	28.0	16.5	-	30.5	36.0	-	4
		*18-5MR-25	18	1F	28.65	27.51	32.0	20.0	-	30.5	36.0	-	6
		*20-5MR-25	20	1F	31.83	30.69	36.0	23.0	-	30.5	36.0	-	8
		*21-5MR-25	21	1F	33.42	32.28	38.0	24.0	-	30.5	38.0	-	9
		*22-5MR-25	22	1F	35.01	33.87	39.0	25.5	-	30.5	38.0	-	15
		*24-5MR-25	24	1F	38.20	37.06	42.0	27.0	-	30.5	38.0	-	13
		*26-5MR-25	26	1F	41.38	40.24	44.0	30.0	-	30.5	38.0	-	12
	*28-5MR-25	28	1F	44.56	43.42	48.0	30.5	-	30.5	38.0	-	11	
	*30-5MR-25	30	1F	47.75	46.60	51.0	35.0	-	30.5	38.0	-	16	
	*32-5MR-25	32	1F	50.93	49.79	54.0	38.0	-	30.5	38.0	-	18	
	*36-5MR-25	36	1F	57.30	56.16	60.0	38.0	-	30.5	38.0	-	21	
	*40-5MR-25	40	1F	63.66	62.52	71.0	38.0	-	30.5	38.0	-	25	
	WITHOUT FLANGE	*44-5MR-25	44	8	70.03	68.89	-	38.0	-	30.5	40.0	-	-
		*48-5MR-25	48	3	76.39	75.25	-	38.0	61	30.5	40.0	-	-
		*60-5MR-25	60	3	95.49	94.35	-	50.0	80	30.5	40.0	-	-
		*72-5MR-25	72	3	114.59	113.45	-	50.0	100	30.5	40.0	-	-

* Toothings marked with an asterisk are produced on request